



# Certificate of Analysis

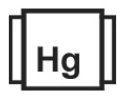
Feb 02, 2020 |  
Commonwealth Extracts

1 Louisville  
Kentucky, USA 40258


**SAMPLE:MO00131007-001**
**Harvest/Lot ID: Be Active**
**Seed to Sale #N/A**
**Batch Date :N/A**
**Batch#: HT01172004-01**
**Sample Size Received: 20**
**Ordered : 01/31/20**
**Sampled : 01/31/20**
**Completed: 02/02/20 Expires: 02/02/21**
**Sampling Method: SOP Client Method**
**PASSED**

Page 1 of 4

## PRODUCT IMAGE SAFETY RESULTS


**Pesticides  
PASSED**

**Heavy Metals  
PASSED**

**Microbials  
PASSED**

**Mycotoxins  
PASSED**

**Residuals  
Solvents  
PASSED**

**Filtration  
PASSED**

**Water Activity  
NOT TESTED**

**Moisture  
NOT TESTED**


**Terpenes  
NOT TESTED**

## MISC.

## CANNABINOID RESULTS


**Total THC  
0.067%**

**Total CBD  
2.062%**

**Total Cannabinoids  
2.265%**


D9-THC	THCA	CBD	CBDA	D8-THC	THCV	CBN	CBDV	CBC	CBG	CBGA
0.067 %	ND	2.062 %	ND	ND	ND	0.010 %	0.016 %	0.082 %	0.028 %	ND
0.670 mg/g	ND	20.620 mg/g	ND	ND	ND	0.100 mg/g	0.160 mg/g	0.820 mg/g	0.280 mg/g	ND
0.01 ppm	0.01 ppm	0.01 ppm	0.01 ppm	0.01 ppm	0.01 ppm	0.01 ppm	0.01 ppm	0.01 ppm	0.01 ppm	0.01 ppm

	<b>Filtration</b>	<b>PASSED</b>
--	-------------------	---------------

Analyte	Weight	Extraction date	LOD(ppm)	Extracted By
9	NA	NA		NA

**Analysis Method -SOP.T.40.013**
**Analytical Batch -NA**
**Instrument Used :**
**Batch Date :**

This includes but is not limited to hair, insects, feces, packaging contaminants, and manufacturing waste and by-products. An 5H-2B/T Stereo Microscope is use for inspection.

## Cannabinoid Profile Test

Analyzed by	Weight	Extraction date :	Extracted By :
19	2.9972g	NA	NA
Analysis Method -SOP.T.40.020, SOP.T.30.050			
Analytical Batch -MO000179POT		Instrument Used : HPLC Potency Analyzer	Batch Date : 02/02/20
Reagent	Dilution	Consums. ID	
		931CC	
		19281317	
		19260255	
		20171222PC11	

Full spectrum cannabinoid analysis utilizing High Performance Liquid Chromatography with UV detection (HPLC-UV). (Method: SOP.T.30.050 for sample prep and Shimadzu High Sensitivity Method SOP.T.40.020 for analysis. LOQ for all cannabinoids is 1 mg/L).

This report shall not be reproduced, unless in its entirety, without written approval from Kaycha Labs. This report is an Kaycha Labs certification. The results relate only to the material or product analyzed. Test results are confidential unless explicitly waived otherwise. Void after 1 year from test end date. Cannabinoid content of batch material may vary depending on sampling error. IC=In-control QC parameter, NC=Non-controlled QC parameter, ND=Not Detected, NA=Not Analyzed, ppm=Parts Per Million, ppb=Parts Per Billion. Limit of Detection (LoD) and Limit Of Quantitation (LoQ) are terms used to describe the smallest concentration that can be reliably measured by an analytical procedure. RPD=Reproducibility of two measurements. Action Levels are State determined thresholds for human safety for consumption and/or inhalation. The result >99% are variable based on uncertainty of measurement (UM) for the analyte. The UM error is available from the lab upon request. The "Decision Rule" for the pass/fail does not include the UM. The limits are based on F.S. Rule 64-4.310.

**David Greene**  
Lab Director

State License # 19-05-02P  
ISO Accreditation #  
17025:2017



Signature

02/02/2020

Signed On



# Certificate of Analysis

**PASSED**
**Commonwealth Extracts**

 1 Louisville  
 kentucky, USA 40258  
**Telephone:** 5025928858  
**Email:** ryan@commonwealthextracts.com

**Sample : M000131007-001**  
**Harvest/LOT ID: Be Active**
**Batch# :**  
 HT01172004-01  
**Sampled :** 01/31/20  
**Ordered :** 01/31/20

**Sample Size received :** 20  
**Completed :** 02/02/20 **Expires :** 02/02/21  
**Sample Method :** SOP Client Method

Page 2 of 4


**Pesticides**
**PASSED**

Pesticides	LOD	Units	Action Level	Result	Pesticides	LOD	Units	Action Level	Result
ABAMECTIN B1A	0.020	ppm	0.5	ND	MYCLOBUTANIL	0.010	ppm	0.2	ND
ACEPHATE	0.010	ppm	0.5	ND	OXAMYL	0.010	ppm	1	ND
ACEQUINOCYL	0.02	ppm	2	ND	PACLOBUTRAZOL	0.010	ppm	0.4	ND
ACETAMIPRID	0.010	ppm	0.2	ND	PERMETHRINS	0.050	ppm	1	ND
ALDICARB	0.020	ppm	0.4	ND	PHOSMET	0.010	ppm	0.2	ND
AZOXYSTROBIN	0.010	ppm	0.2	ND	PIPERONYL BUTOXIDE	0.010	ppm	3	ND
BIFENAZATE	0.010	ppm	0.2	ND	PRALLETHRIN	0.050	ppm	0.2	ND
BIFENTHRIN	0.010	ppm	0.2	ND	PROPICONAZOLE	0.010	ppm	0.4	ND
BOSCALID	0.005	ppm	0.4	ND	PROPOXUR	0.010	ppm	0.2	ND
CARBARYL	0.010	ppm	0.2	ND	PYRETHRIN I	0.010	ppm	1	ND
CARBOFURAN	0.010	ppm	0.2	ND	PYRIDABEN	0.005	ppm	0.2	ND
CHLORANTRANILIPROLE	0.010	ppm	0.2	ND	SPINETORAM	0.005	ppm	0.5	ND
CHLORPYRIFOS	0.010	ppm	0.2	ND	SPINOSAD (SPINOSYN A)	0.010	ppm	0.2	ND
CLOFENTEZINE	0.010	ppm	0.2	ND	SPINOSAD (SPINOSYN D)	0.010	ppm	0.2	ND
COUMAPHOS	0.005	ppm	0.2	ND	SPIROMESIFEN	0.010	ppm	0.2	ND
CYPERMETHRIN	0.010	ppm	1	ND	SPIROTETRAMAT	0.020	ppm	0.2	ND
DAMINOZIDE	0.010	ppm	1	ND	SPIROXAMINE	0.010	ppm	0.4	ND
DIAZANON	0.010	ppm	0.2	ND	TEBUCONAZOLE	0.010	ppm	0.4	ND
DICHLORVOS	0.050	ppm	0.1	ND	THIACLOPRID	0.010	ppm	0.2	ND
DIMETHOATE	0.010	ppm	0.2	ND	THIAMETHOXAM	0.010	ppm	0.5	ND
DIMETHOMORPH	0.005	ppm	0.1	ND	TRIFLOXYSTROBIN	0.010	ppm	0.2	ND
ETHOPROPHOS	0.010	ppm	0.2	ND					
ETOFENPROX	0.010	ppm	0.4	ND					
ETOXAZOLE	0.010	ppm	0.2	ND					
FENHEXAMID	0.005	ppm	0.1	ND					
FENOXYCARB	0.010	ppm	0.2	ND					
FENPYROXIMATE	0.010	ppm	0.4	ND					
FIPRONIL	0.020	ppm	0.4	ND					
FLONICAMID	0.010	ppm	1	ND					
FLUDIOXONIL	0.010	ppm	0.4	ND					
HEXYTHIAZOX	0.010	ppm	1	ND					
IMAZALIL	0.010	ppm	0.2	ND					
IMIDACLOPRID	0.010	ppm	0.4	ND					
KRESOXIM-METHYL	0.010	ppm	0.4	ND					
MALATHION	0.010	ppm	0.2	ND					
METALAXYL	0.010	ppm	0.2	ND					
METHIOCARB	0.010	ppm	0.2	ND					
METHOMYL	0.010	ppm	0.6	ND					
MEVINPHOS	0.010	ppm	0.1	ND					


**Pesticides**
**PASSED**

Analyzed by 9	Weight 1g	Extraction date NA	Extracted By NA
Analysis Method -SOP.T.30.060, SOP.T.40.060 Analytical Batch - M0000180PES Instrument Used : LCMSMS 8060 P Batch Date : 02/02/20			
Reagent	Dilution	Consums. ID	
Pesticide screen is performed using LC-MS which can screen down to below single digit ppb concentrations for regulated Pesticides. Currently we analyze for 57 Pesticides. (Method: SOP.T.30.060 Sample Preparation for Pesticides Analysis via LCMSMS and SOP.T40.060 Procedure for Pesticide Quantification Using LCMS).			

This report shall not be reproduced, unless in its entirety, without written approval from Kaycha Labs. This report is an Kaycha Labs certification. The results relate only to the material or product analyzed. Test results are confidential unless explicitly waived otherwise. Void after 1 year from test end date. Cannabinoid content of batch material may vary depending on sampling error. IC=In-control QC parameter, NC=Non-controlled QC parameter, ND=Not Detected, NA=Not Analyzed, ppm=Parts Per Million, ppb=Parts Per Billion. Limit of Detection (LoD) and Limit Of Quantitation (LoQ) are terms used to describe the smallest concentration that can be reliably measured by an analytical procedure. RPD=Reproducibility of two measurements. Action Levels are State determined thresholds for human safety for consumption and/or inhalation. The result >99% are variable based on uncertainty of measurement (UM) for the analyte. The UM error is available from the lab upon request. The "Decision Rule" for the pass/fail does not include the UM. The limits are based on F.S. Rule 64-4.310.

**David Greene**  
 Lab Director

 State License # 19-05-02P  
 ISO Accreditation #  
 17025:2017

Signature

02/02/2020

Signed On



# Certificate of Analysis

**PASSED**
**Commonwealth Extracts**

1 Louisville  
 kentucky, USA 40258  
**Telephone:** 5025928858  
**Email:** ryan@commonwealthextracts.com

**Sample :** M000131007-001  
**Harvest/LOT ID:** Be Active

**Batch# :**  
 HT01172004-01  
**Sampled :** 01/31/20  
**Ordered :** 01/31/20

**Sample Size received :** 20  
**Completed :** 02/02/20 **Expires :** 02/02/21  
**Sample Method :** SOP Client Method

Page 3 of 4



**Residual Solvents**

**PASSED**



**Residual Solvents**

**PASSED**

SOLVENT	LOD	Units	ACTION LEVEL (PPM)	PASS/FAIL	RESULT
TRICHLOROETHENE	3	ppm		PASS	ND
CHLOROFORM	0.24	ppm	60	PASS	ND
1,2-DICHLOROETHENE	0.24	ppm	1870	PASS	ND
1,1-DICHLOROETHENE	2	ppm	8	PASS	ND
PENTANES	90	ppm	2500	PASS	ND
BUTANES (N-BUTANE)	50	ppm	5000	PASS	ND
ACETONITRILE	7.2	ppm	410	PASS	ND
ACETONE	90	ppm	5000	PASS	ND
2-PROPANOL	60	ppm	5000	FAIL	>8000
HEXANES	6	ppm	290	PASS	ND
XYLENES	18	ppm	2170	PASS	ND
TOLUENE	18	ppm	1068	PASS	ND
PROPANE	80	ppm	5000	PASS	ND
METHANOL	30	ppm	3000	PASS	ND
XYLENES-P (1,4-DIMETHYLBENZENE)	18	ppm	2170	PASS	ND
HEPTANE	60	ppm	5000	PASS	ND
XYLENES-M (1,3-DIMETHYLBENZENE)	18	ppm	2170	PASS	ND
ETHYLENE OXIDE	0.6	ppm	50	PASS	ND
XYLENES-O (1,2-DIMETHYLBENZENE)	18	ppm	2170	PASS	ND
ETHYL ETHER	60	ppm	5000	PASS	ND
ETHYL ACETATE	48	ppm	5000	PASS	ND
DICHLOROMETHANE	15	ppm	600	PASS	ND
ETHANOL	120	ppm	5000	PASS	ND

Analyzed by NA    Weight NA    Extraction date NA    Extracted By NA

**Analysis Method -** SOP.T.40.032  
**Analytical Batch -**  
**Instrument Used :**  
**Batch Date :**

Reagent    Dilution    Consums. ID

Residual solvents screening is performed using GC-MS which can detect below single digit ppm concentrations. Currently we analyze for 33 Residual solvents. (Method: SOP.T.30.042 Residual Solvents Analysis via GC-MS).





# Certificate of Analysis

**PASSED**
**Commonwealth Extracts**

 1 Louisville  
 Kentucky, USA 40258  
**Telephone:** 5025928858  
**Email:** ryan@commonwealthextracts.com

**Sample : MO00131007-001**  
**Harvest/LOT ID: Be Active**
**Batch# :**  
 HT01172004-01  
**Sampled :** 01/31/20  
**Ordered :** 01/31/20

**Sample Size received :** 20  
**Completed :** 02/02/20 **Expires :** 02/02/21  
**Sample Method :** SOP Client Method

Page 4 of 4

	<b>Mycotoxins</b>	<b>PASSED</b>
--	-------------------	---------------

Analyte	LOD	Units	Result	Action Level (PPM)
AFLATOXIN G2	0.001	ppm	ND	
AFLATOXIN G1	0.001	ppm	ND	
AFLATOXIN B2	0.001	ppm	ND	
AFLATOXIN B1	0.001	ppm	ND	
OCHRATOXIN A+	0.001	ppm	ND	0.02

**Analysis Method -SOP.T.30.060, SOP.T.40.060**
**Analytical Batch -MO000181**
**Instrument Used : LCMSMS 8060 M**
**Batch Date : 02/02/20**

Analyzed by	Weight	Extraction date	Extracted By
9	1.0022g	NA	NA

Aflatoxins B1, B2, G1, G2, and Ochratoxins A testing using LC-MS. (Method: SOP.T.30.060 for Sample Preparation and SOP.T.40.060 Procedure for Mycotoxins Quantification Using LCMS. LOQ 1.0 ppb). Total Aflatoxins (Aflatoxin B1, B2, G1, G2) must be <20µg/Kg. Ochratoxins must be <20µg/Kg.

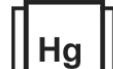
	<b>Microbials</b>	<b>PASSED</b>
--	-------------------	---------------

Analyte	Result
ASPERGILLUS_TERREUS_1J2	not present in 1 gram.
ASPERGILLUS_NIGER	not present in 1 gram.
ASPERGILLUS_FUMIGATUS	not present in 1 gram.
ASPERGILLUS_FLAVUS	not present in 1 gram.
SALMONELLA_SPECIFIC_GENE	not present in 1 gram.
ESCHERICHIA_COLI_SHIGELLA_SPP	not present in 1 gram.

**Analysis Method -SOP.T.40.043**
**Analytical Batch -NA**
**Instrument Used :**
**Batch Date :**

Analyzed by	Weight	Extraction date	Extracted By
NA	NA	NA	NA

Microbiological testing for Fungal and Bacterial Identification via Polymerase Chain Reaction (PCR) method consisting of sample DNA amplified via tandem Polymerase Chain Reaction (PCR) as a crude lysate which avoids purification. (Method SOP.T.40.043) If a pathogenic Escherichia Coli, Salmonella, Aspergillus fumigatus, Aspergillus flavus, Aspergillus niger, or Aspergillus terreus is detected in 1g of a sample, the sample fails the microbiological-impurity testing.

	<b>Heavy Metals</b>	<b>PASSED</b>
---	---------------------	---------------

Reagent	Dilution		Consums. ID	
Metal	LOD	Units	Result	Action Level (PPM)
ARSENIC	0.001	ppm	ND	1.5
CADMIUM	0.001	ppm	ND	0.5
LEAD	0.001	ppm	ND	0.5
MERCURY	0.001	ppm	ND	3

Analyzed by	Weight	Extraction date	Extracted By
NA	NA	NA	NA

**Analysis Method -SOP.T.40.050, SOP.T.30.052**
**Analytical Batch -**
**Instrument Used :**
**Batch Date :**

Heavy Metals screening is performed using ICP-MS (Inductively Coupled Plasma - Mass Spectrometer) which can screen down to below single digit ppb concentrations for regulated heavy metals using Method SOP.T.30.052 Sample Preparation for Heavy Metals Analysis via ICP-MS and SOP.T.40.050 Heavy Metals Analysis via ICP-MS.